

GUYMASTER Release Notes  
For version 5.3.0 as of October 05, 2017

1. A user modifiable antennas database is now included with the facility to View and Modify antennas supplied with GUYMASTER or created by the User. We will continue to add new antennas to our database and push internet updates to all our up-to-date users. A separate user defined Antenna database can be located anywhere on a local network and shared between the users and will be scanned before the official GUYMASTER database is used.

This antenna database is unlike most other ones out there, because it will make it possible to configure complicated systems and have GUYMASTER draw identifiable representations and calculate realistic wind loads without having the user pre-calculate projected areas.

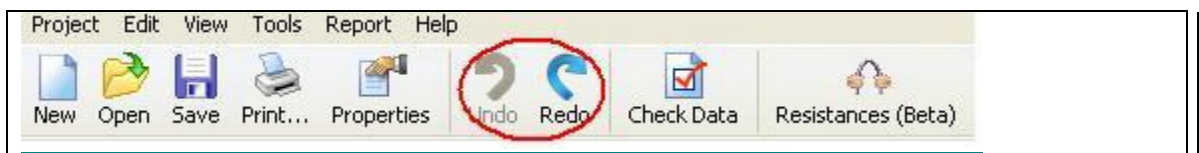
2. CHANGES TO PANEL GEOMETRY:

The face width can now be input as a dimension that is Center-To-Center or Out-To-Out

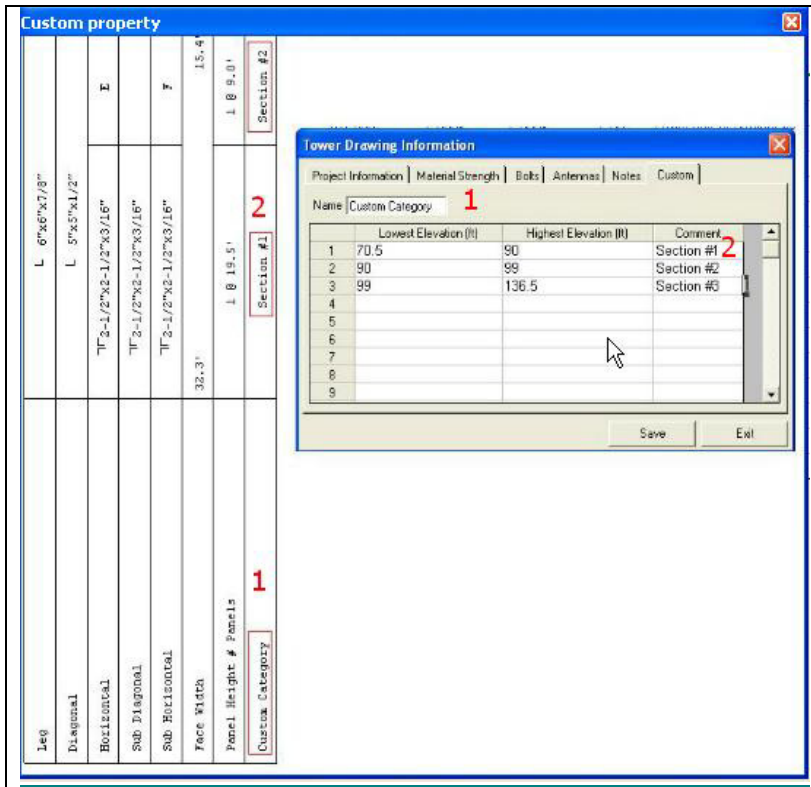
LATTICE PANEL GEOMETRY								
PANEL TYPE	NO.OF LEGS	SUB DIVIDE	..ELEVATION OF..		..FACE WIDTH AT..		TYPICAL PANEL HEIGHT	
			BOTTOM	TOP	BOTTOM	TOP		
			ft	ft	ft	ft		

Face Width  
 Center-To-Center  
 Out-To-Out

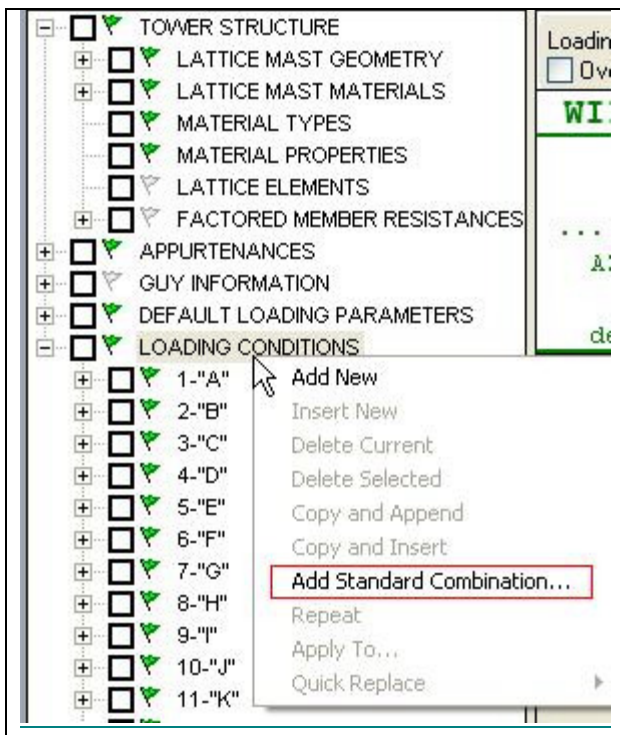
3. An Undo & Redo functionality has been added with the capacity to deal with the last 20 operations for each individual table.



4. Guy cables can be now added to Self-Supporting Lattice towers.
5. Draw Tower automatically detects the project input units (Imperial or SI) and modifies table title units.
6. A custom profile element column with user defined input has been added that will appear as part of the descriptor columns to the left of the tower profile in the profile drawings.



- One may now choose a standard set of Loading Conditions that will be generated by GUYMASTER using the drop-down menu on right clicking the mouse



- The Copy function will now maintain the format of numbers as entered by the user into GUYMASTER when copying to Excel.

9. Generation of the CSV file of the intermediate values generated by the Load Calculating module is now optional (set under Tools-> Internal Options -> Loads menu). This will reduce run time in projects with a lot of structural members and discrete appurtenances.
10. The SHROUDS table now allows the specification, by the user, of an optional drag factor,  $C_d$  (or  $C_f$ ). The specified value, unless it is zero, will be used in preference to that calculated by GUYMASTER. When this value is zero, GUYMASTER will calculate the appurtenance drag factor according to the standard selected.